


# THIRD GRADE

## ROOTED: Theology of the Body TEACHER'S COMPANION TO



### ORIGINAL SOLITUDE SCRIPTURE STUDY


These timed lessons are just one approach to use the ROOTED materials. We encourage you to follow the book as you see fit. Please reference AN OVERVIEW OF THE WHOLE section located on pgs. 6-7 of your Teacher's Companion to Original Solitude Scripture Study.

#### THEOLOGY OF THE BODY STANDARDS:

- TOB.3.4** Give examples of man's unique relationship with God as set apart from the rest of creation: naming the animals, cultivating the earth and choosing between good and evil.
- TOB.3.5** Contrast man's unique ability to cultivate the earth and transform it to that of other creatures (TOB 6:4).
- TOB.3.6** Explain that man is created in God's image and likeness and therefore can choose between good and evil (TOB 6:2).
- TOB.3.7** Contrast Adam and Eve's lack of obedience to Jesus Christ's obeying God the Father, even until death on a cross, in order to restore man's relationship with God.
- TOB.3.8** Relate man's relationship with God as his sons and daughters in original solitude to the restoration of man's relationship with God as his sons and daughters through baptism.
- TOB.3.9** Recognize the children of God have the hope of a freedom in the future life that will include a profound unity and harmony in the soul and the body (TOB 66:5-6).

Day 1



	10 MIN	20 MIN	10 MIN	5 MIN
 <b>45 MINUTE LESSON</b>	<b>PRAYER</b> pg. 3  <b>INTRODUCTION QUESTIONS 1-5</b> pg. 20	<b>READ GENESIS 1:1-2:3</b> The optional <i>Days of Creation Music Note Worksheet</i> is available for download to help the students follow along with the reading.	<b>DIALOGUE: REFLECTION QUESTIONS 1-11</b> pg. 21	<b>CLOSE WITH SILENCE OR PRAYER</b>
<b>FIRST LESSON</b>				


#### MATERIALS:

- Teacher's Companion to Original Solitude Study
- Bibles or Print out of Genesis 1:1-2:3
- Days of Creation Music Note Worksheet (Optional download at [RuahWoodsPress.com/Training](http://RuahWoodsPress.com/Training))
- Pencils (Optional)

We recommend that the **SECOND LESSON** be presented the week following the **FIRST LESSON**.

Day 2




 <p><b>45 MINUTE LESSON</b></p> <p><b>SECOND LESSON</b></p>	<p><b>10 MIN</b></p> <p><b>PRAYER</b> pg. 3</p> <p><b>INTRODUCTION</b> pg. 20 Review several points from your reading of the first creation account last week in the <b>FIRST LESSON</b>.</p>	<p><b>20 MIN</b></p> <p><b>READ GENESIS 2:4-25</b> The optional <i>Adam's Search in the Garden Worksheet</i> is available for download to help the students follow along with the reading.</p>	<p><b>10 MIN</b></p> <p><b>DIALOGUE: REFLECTION QUESTIONS 1-7</b> pg. 23</p>	<p><b>5 MIN</b></p> <p><b>CLOSE WITH SILENCE OR PRAYER</b></p>
	<p><b>MATERIALS:</b></p> <ul style="list-style-type: none"> <li>Teacher's Companion to Original Solitude Study</li> <li>Bibles or Print out of Genesis 1:1-2:3</li> <li>Adam's Search in the Garden Worksheet (Optional download at <a href="http://RuahWoodsPress.com/Training">RuahWoodsPress.com/Training</a>)</li> <li>Pencils (Optional)</li> </ul>			

We recommend that the **THIRD LESSON** be presented the week following the **SECOND LESSON**.

Day 3



 <p><b>45 MINUTE LESSON</b></p> <p><b>THIRD LESSON</b></p>	<p><b>5 MIN</b></p> <p><b>PRAYER</b> pg. 3</p> <p><b>INTRODUCTION</b> Review several points from your reading of the creation accounts in previous lessons.</p>	<p><b>30 MIN</b></p> <p><b>WORK WITH THE TIMELINE</b> pgs. 24-25 (You may choose to cut the timeline into 3 sections or print additional timelines to better facilitate group work.)</p>	<p><b>10 MIN</b></p> <p><b>WORK OF THE CHILD</b> pg. 25</p>	<p><b>CLOSE WITH SILENCE OR PRAYER</b></p> <p><b>TIME FILLER: HEBREW LETTERS ACTIVITY</b> pg. 41</p>
	<p><b>MATERIALS:</b></p> <ul style="list-style-type: none"> <li>Teacher's Companion to Original Solitude Study</li> <li>Timeline poster contents (See pgs. 26-27 for full details.)</li> <li>Copy of the Large Original Solitude Timeline (Additional copies can be printed from <a href="http://www.RuahWoodsPress.com/downloads">www.RuahWoodsPress.com/downloads</a>)</li> <li>Bibles (Optional)</li> <li>Scissors</li> </ul>			

## Day 4



 Mini Timeline	5 MIN	10 MIN	10 MIN	20 MIN
	<b>PRAYER</b> pg. 3 <b>INTRODUCTION</b> Review several points from your reading of the creation accounts in previous lessons.	<b>ASSEMBLE THE MINI TIMELINE</b> Have students cut out the large strips of the timeline first and paste them together.	<b>Original Solitude: The Account</b> Cut and paste the supporting materials on the first section of the Mini-Timeline.	<b>READ</b> the text in the first section of the Mini-Timeline.  <b>COMPLETE</b> the <i>Original Solitude The Account Activity Packet 1</i> .

### MATERIALS:

- Teacher's Companion to Original Solitude Study
- 1 copy of the *Mini-Timeline* per student (or student group). This resource can be printed from [www.RuahWoodsPress.com/training](http://www.RuahWoodsPress.com/training)
- Scissors, Glue, and Crayons, markers or colored pencils
- 1 copy of the *Original Solitude The Account Packet #1* per student (or student group). This resource can be printed from [www.RuahWoodsPress.com/training](http://www.RuahWoodsPress.com/training)

## Day 5

 Mini Timeline	5 MIN	10 MIN	25 MIN	5 MIN
	<b>PRAYER</b> pg. 3 <b>INTRODUCTION</b> Review several points from the first section of the Mini-Timeline.	<b>ASSEMBLE THE MINI TIMELINE</b> Cut and paste the supporting materials on the second section of the Mini-Timeline.	<b>READ</b> the text in the second section of the Mini-Timeline.  <b>COMPLETE</b> the <i>Our Relationship Today Activity Packet # 2</i> in small groups.	<b>DISCUSS</b> the questions contained in the <i>Original Solitude Our Relationship Today Activity Packet # 2</i>

### MATERIALS:

- Teacher's Companion to Original Solitude Study
- 1 copy of the *Mini-Timeline* per student (or student group). This resource can be printed from [www.RuahWoodsPress.com/training](http://www.RuahWoodsPress.com/training)
- Scissors, Glue, and Crayons, markers or colored pencils
- 1 copy of the *Original Solitude Our Relationship Today Packet # 2* per student (or student group). This resource can be printed from [www.RuahWoodsPress.com/training](http://www.RuahWoodsPress.com/training)

## Day 6

 Mini Timeline	5 MIN	10 MIN	25 MIN	5 MIN
	<b>PRAYER</b> pg. 3 <b>INTRODUCTION</b> Review several points from your reading of the creation accounts in previous lessons.	<b>ASSEMBLE THE MINI TIMELINE</b> Cut and paste the supporting materials on the third section of the Mini-Timeline.	<b>READ</b> the text in the third section of the Mini-Timeline. <b>COMPLETE</b> the <i>Original Solitude As We Await His Coming Activity Packet # 3</i> .	<b>DISCUSS</b> the questions contained in the <i>Original Solitude As We Await His Coming Activity Packet # 3</i> .

### MATERIALS:

- Teacher's Companion to Original Solitude Study
- 1 copy of the *Mini-Timeline* per student (or student group). This resource can be printed from [www.RuahWoodsPress.com/training](http://www.RuahWoodsPress.com/training)
- Scissors, Glue, and Crayons, markers or colored pencils
- 1 copy of the *Original Solitude As We Await His Coming Packet # 3* per student (or student group). This resource can be printed from [www.RuahWoodsPress.com/training](http://www.RuahWoodsPress.com/training)