

# Breakout Session Guide

## Grade 4



### HOW-TO VIDEOS


### LESSON PLANS

### WORKSHEETS & ADDITIONAL MATERIALS

**GO TO:** [RuahWoodsPress.com](http://RuahWoodsPress.com)  
**CLICK:** Training (tab at the top)

# FOURTH GRADE

## *PEPPE THE LAMPLIGHTER* By Elisa Bartone




### Theme: REDEMPTION

## LET'S BUILD A LESSON:

- Step 1** *Review the Proposed Lesson Steps pg. i*  
*Review KNOWLEDGE for theme of REDEMPTION pg. 3*  
*Review SKILLS, APTITUDES, and GOALS AND OBJECTIVES pg. 4*
- Step 2** *INVITATION and PRESENTATION OF TYPES pg. 12*  
*STORY OVERVIEW pg. 1*  
*Read "Peppe the Lamplighter" out loud*
- Step 3** *Discussion at table:*  
*What questions could the educator ask during the reading of the story?*  
*What vocabulary needs to be reviewed with students before the lesson?*
- Step 4** *Prayer pg. 5*  
*COMPARISON OF TYPES pg. 13*
- Step 5** *EXPRESSION activity pg. 61*
- Step 6** *EXPERIENCE activities pgs. 62-63*  
*What observations and questions could the educator make while the children are doing EXPRESSION and EXPERIENCE activities?*
- Step 7** *Explore the other group tables*  
*Present your theme to the other groups*
- 
- Step 8** *Write lesson plan for your classroom using the lesson plan template*  
*Share and collect lesson plans with other tables and themes*

# FOURTH GRADE

## *PEPPE THE LAMPLIGHTER* By Elisa Bartone




## Theme: SACRAMENTALITY OF CREATION

### LET'S BUILD A LESSON:

- Step 1** *Review the Proposed Lesson Steps pg. i*  
*Review KNOWLEDGE for theme of SACRAMENTALITY OF CREATION pg. 3*  
*Review SKILLS, APTITUDES, and GOALS AND OBJECTIVES pg. 4*
- Step 2** *INVITATION and PRESENTATION OF TYPES pg. 10*  
*STORY OVERVIEW pg. 1*  
*Read "Peppe the Lamplighter" out loud*
- Step 3** *Discussion at table:*  
*What questions could the educator ask during the reading of the story?*  
*What vocabulary needs to be reviewed with students before the lesson?*
- Step 4** *Prayer pg. 5*  
*COMPARISON OF TYPES pg. 11*
- Step 5** *EXPRESSION activities pg. 49-51*
- Step 6** *EXPERIENCE activities pgs. 52-59*  
*What observations and questions could the educator make while the children are doing EXPRESSION and EXPERIENCE activities?*
- Step 7** *Explore the other group tables*  
*Present your theme to the other groups*
- 
- Step 8** *Write lesson plan for your classroom using the lesson plan template*  
*Share and collect lesson plans with other tables and themes*

# FOURTH GRADE

## *PEPPE THE LAMPLIGHTER* By Elisa Bartone




## Theme: SUFFERING, SIN & TRANSFORMATION

### LET'S BUILD A LESSON:

- Step 1** Review the Proposed Lesson Steps pg. i
- Review KNOWLEDGE for theme of SUFFERING, SIN & TRANSFORMATION pg. 2
- Review SKILLS, APTITUDES, and GOALS AND OBJECTIVES pg. 4
- Step 2** INVITATION and PRESENTATION OF TYPES pg. 8
- STORY OVERVIEW pg. 1
- Read “Peppe the Lamplighter” out loud
- Step 3** Discussion at table:
- What questions could the educator ask during the reading of the story?
- What vocabulary needs to be reviewed with students before the lesson?
- Step 4** Prayer pg. 5
- COMPARISON OF TYPES pg. 9 & 38
- Step 5** EXPRESSION activities pg. 39-44
- Step 6** EXPERIENCE activities pgs. 45-47
- What observations and questions could the educator make while the children are doing EXPRESSION and EXPERIENCE activities?
- Step 7** Explore the other group tables
- Present your theme to the other groups
- 
- Step 8** Write lesson plan for your classroom using the lesson plan template
- Share and collect lesson plans with other tables and themes

# FOURTH GRADE

## *PEPPE THE LAMPLIGHTER* By Elisa Bartone



## Theme: DIGNITY OF WORK & GIFT-OF-SELF

### LET'S BUILD A LESSON:

- Step 1** *Review the Proposed Lesson Steps pg. i*  
*Review KNOWLEDGE for theme of DIGNITY OF WORK GIFT-OF-SELF pg. 2*  
*Review SKILLS, APTITUDES, and GOALS AND OBJECTIVES pg. 4*
- Step 2** *INVITATION and PRESENTATION OF TYPES pg. 6*  
*STORY OVERVIEW pg. 1*  
*Read "Peppe the Lamplighter" out loud*
- Step 3** *Discussion at table:*  
*What questions could the educator ask during the reading of the story?*  
*What vocabulary needs to be reviewed with students before the lesson?*
- Step 4** *Prayer pg. 5*  
*COMPARISON OF TYPES pg. 7*
- Step 5** *EXPRESSION activities pg. 26-30*
- Step 6** *EXPERIENCE activities pgs. 31-36*  
*What observations and questions could the educator make while the children are doing EXPRESSION and EXPERIENCE activities?*
- Step 7** *Explore the other group tables*  
*Present your theme to the other groups*
- 
- Step 8** *Write lesson plan for your classroom using the lesson plan template*  
*Share and collect lesson plans with other tables and themes*